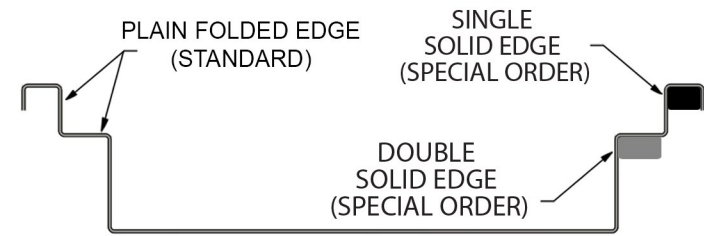
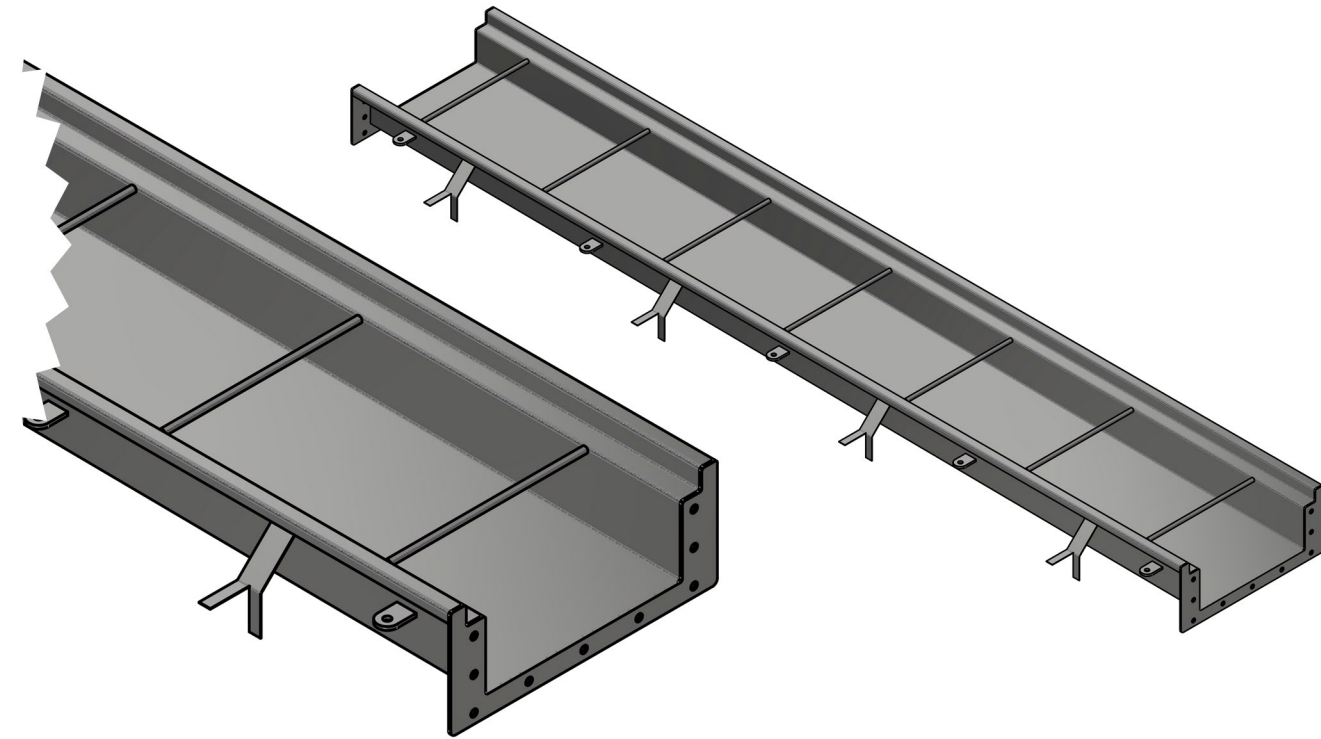


GCT-IND FCM MODULAR BOX CHANNELS



GCT-IND FCM Modular Box Channels

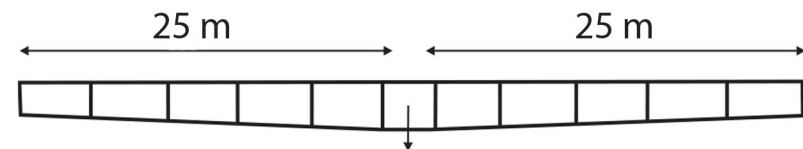
Features

- Manufactured from 304 stainless steel (316 on special order)
- Fitted with levelling bolts
- Grating or alternative solid cover available
- Manufactured with horizontal or vertical floor drain outlet
- 344mm channel width is standard
- Compatible with GCT 200V or GCT 200H floor drain outlet

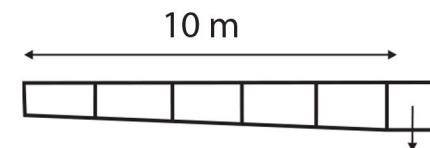
Standard GCT-IND FCM Modular Box Channels are designed with the bottom slope of 1/100 (1% fall) and do not require a slope of the floor for draining. GCT-IND FCM Modular Box Channels are manufactured in 2000mm sections with flanged ends to be bolted together on site with EPDM sealing gaskets.

Flow Rate: Varies by choice of grating

Load Class: K3 (3kN) [Standard]
L15 [Special Order]
R50 [Special Order]
M125 [Special Order]
N250 [Special Order]



Up to 50 metre modular 1% (1:100) slope to center outlet available



Up to 25 metre modular 1% (1:100) slope to side outlet available